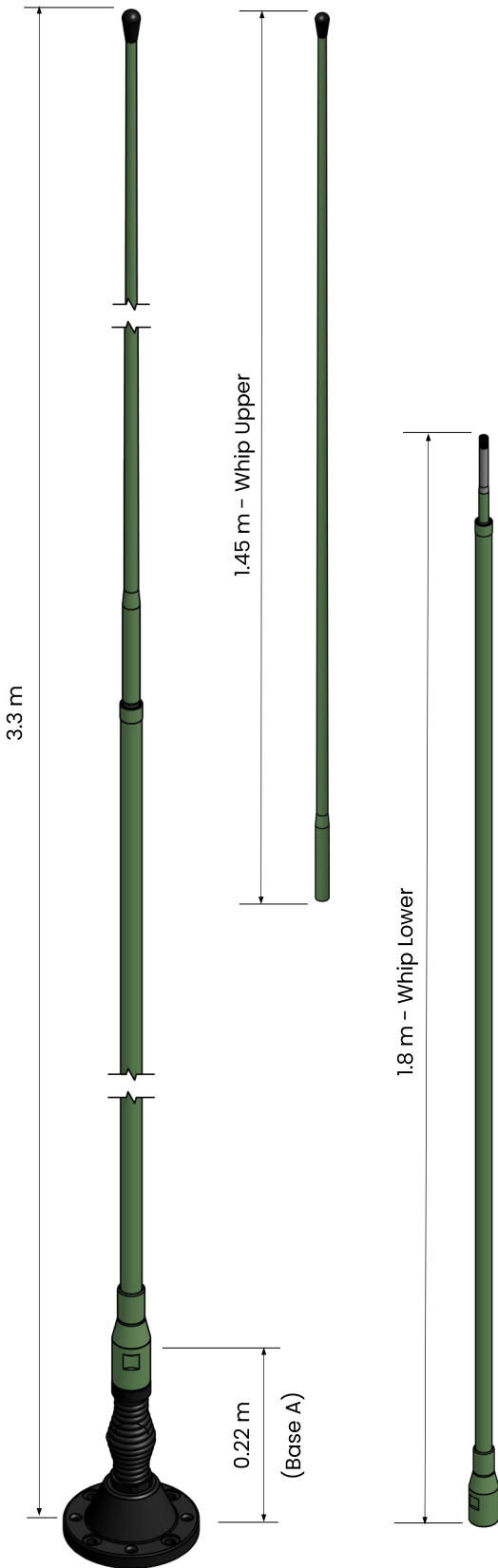


VHF3088VM

VHF sectional vehicle whip, dipole, 3.4 m, 30–88 MHz

Tactical Antennas: Tactical and Base Station



Application

The VHF3088VM is a broadband VHF antenna designed for use on all modern in-service military platforms, including armoured or soft skin, metal chassis or composite, wheeled or tracked. Rigid versions are available for shipboard and fixed station applications. Brackets are also available for masts and pole mounting.

Bases are available for vehicle, mast and fixed mounting with optional L1 and L1/L2 GPS.

The antenna is a dipole design so does not require a groundplane to operate.

Electrical Specifications (Antenna)

Frequency Range	30 – 88 MHz
VSWR	See diagram
Nominal Impedance	50 Ω
Power Rating	100 W
Gain	See diagram
Radiation Pattern	Azimuth: Omnidirectional Elevation: See overleaf
Polarisation	Vertical
Connector	BNC Female, others on request

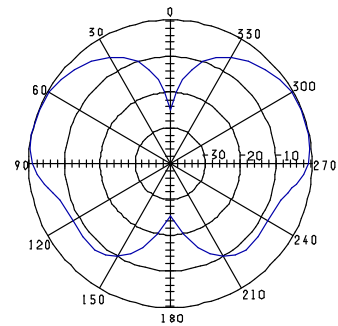
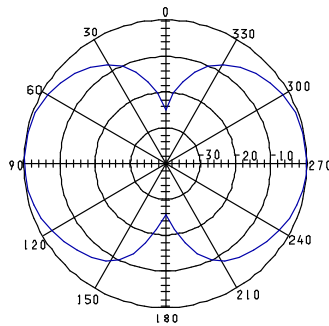
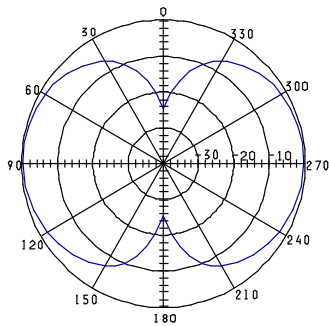
Mechanical Specifications

Design	Centre fed dipole. Radiating elements completely enclosed in epoxy/fibreglass laminate. Metal parts are plated brass and stainless steel.
Length#	Total: 3.3 m Lower Whip: 1.8 m Upper Whip: 1.45 m Base (Option A): 0.22 m
Weight	Whips - 1.65 kg Complete - 3.4 kg*
Wind Rating	55 m/s = 201 km/h
Finish	Polyurethane lacquer
Colour	Customer Specified
Installation	See base option table
Temperature Range	- 55°C to + 71°C

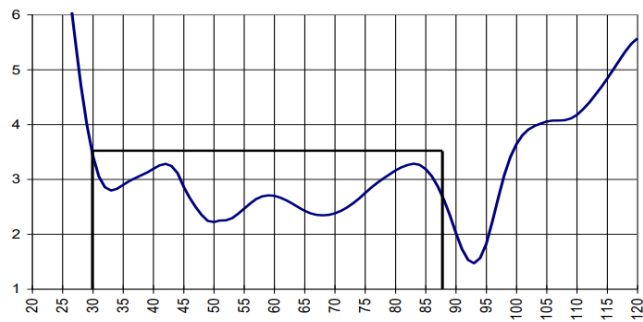
GPS Electrical Specifications (option)

Configuration	L1 GPS	L1/L2 GPS
Frequency Band	1575.42 ± 10 MHz	L1 1575.42 ± 10 MHz L2 1227.60 ± 10 MHz
Supply Voltage	2.7-5.5 V	2.7-5.5 V
Pre-amplifier	26.5 dB @ 5 V	26.5 dB @ 5 V
Noise Figure	2.5 dB	2.5 dB
Supply Current	< 40 mA	< 60 mA
Polarisation	RHCP	RHCP
Connector	SMA female	SMA female

Radiation Diagram, Elevation



VSWR



Antenna Options

Product	Description
Whip Bag	Protective carrying bag for upper and lower whip sections.
Tie Down Kit	Allows the whip to be tied down to the vehicle while in motion.

Antenna Base Options

Bases are available to suit most installations including vehicle, mast and shelter mounting. Many are available with optional L1 and L1/L2 GPS. All bases are supplied with a protective top cap. See below for mounting options:-




A
NATO 4-hole Spring
4 x M10 or 3/8" Bolts
on 114 mm PCD
Base diameter 140 mm
Base height 215 mm



B
NATO 4-hole Spring GPS
4 x M10 or 3/8" Bolts
on 114 mm PCD
Base diameter 140 mm
Base height 240 mm



C
NATO 4-hole Rigid
4 x M10 or 3/8" Bolts
on 114 mm PCD
Base diameter 140 mm
Base height 100 mm



D
NATO 4-hole Rigid GPS
4 x M10 or 3/8" Bolts
on 114 mm PCD
Base diameter 140 mm
Base height 125 mm

Bases A,B,C and D are also available with optional NATO 6-hole pattern 6 x M6 or 1/4" Bolts on 111 mm PCD



E
NATO 50 mm Thread
with Spring
Base diameter 74 mm
Base height 188 mm



F
NATO 50 mm Thread
GPS with Spring
Base diameter 95 mm
Base height 230 mm



G
NATO 50 mm Thread
Rigid
Base diameter 74 mm
Base height 60 mm



H
General Purpose
Bulkhead Adaptor
Mounting hole
diameter 22 mm

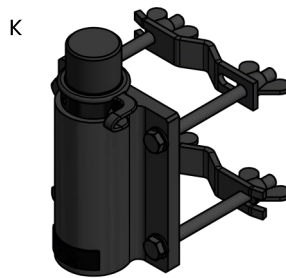
Mast or Pole Mounting Options



I
Mast Mount Bracket
40 mm Socket
50 mm Socket
Customer Specified



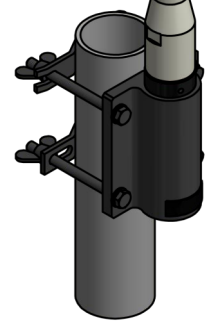
J
Mast Mount Bracket
24 mm Spigot
40 mm Spigot
50 mm Spigot
Customer Specified



K
Mast Mount Bracket
Tube clamp to suit poles
up to \varnothing 65 mm



L
Tube Clamp Adaptor
Clamp area diameter 38 mm
Clamp area length 80 mm
N-type female bottom
connector



VHF30108VM shown in
grey, pole mounted
using mast mount
bracket K

September 2018

All specifications are subject to change without notice
The information contained herein is for reference only and does not constitute a warranty of performance

Partnered Supplier



sales@eylex.com.au
www.eylex.com.au

