

Lightweight Telescopic Masts

10 – 18 m telescopic aluminium mast kit, manual or motorised winch

Tactical Masts: Telescopic Winch



Overview

- Lightweight aluminium telescopic mast.
- Heights up to 18 metres.
- Top loads up to 50 kg*.
- Hand cranked manual winch or optional electrically driven winch.
- Mast rotation to enable azimuth top load pointing.
- Manufactured from lightweight hexagonal aluminium tubes.
- Easily installed by two people.
- Top interface can be adapted to suit the client top load.
- Suitable for elevating antennas, sensors, optronic equipment etc.
- All metal parts are plated or painted aluminium or stainless steel.
- Thousands of masts in-service worldwide.
- Meets MIL-STD-810F environmental standard for operation in extreme conditions.

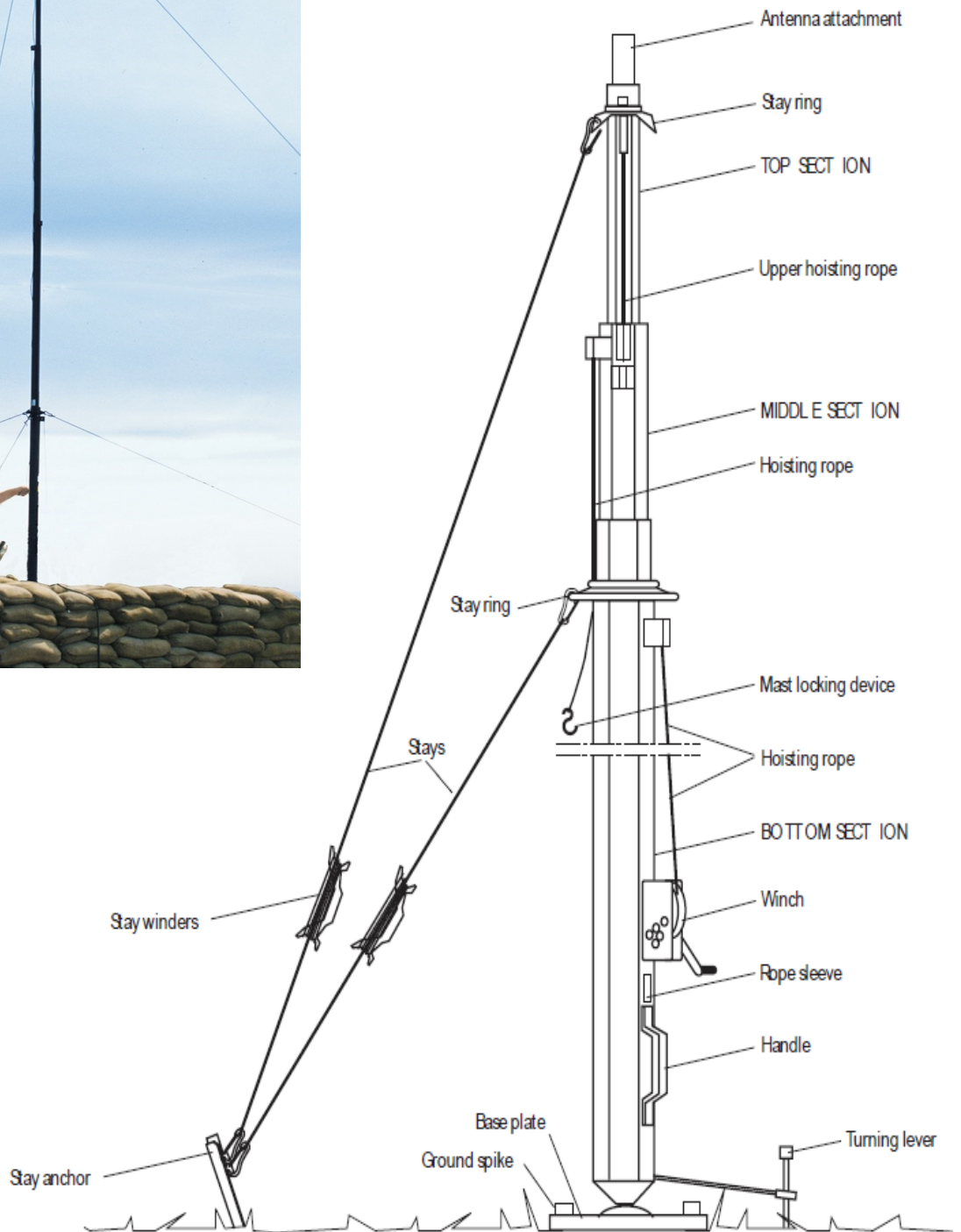
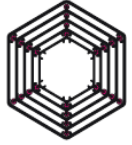


Mast Type	TM 100/10-2.4	TM 128/9-2.8	TM 128/10-3.1	TM 128/14.2-3.3	TM 128/15-2.9 HCLOS	TM 128/18-3.7	TM 128/18-4.2
NSN	-	5985-01-247-9114	-	5985-25-126-9148	5985-01-465-2883		
AB Number	-	AB1342/G	-	AB177 N	AB1339 A/G	-	-
Elevated Height	10 m	9 m	10 m	14.2 m	15 m	18 m	18 m
Retracted Height	2.4 m	2.8 m	3.1 m	3.3 m	2.9 m	3.7 m	4.2 m
Max. Headload Area *	0.16 m ²	0.6 m ²	1.25 m ²	1.0 m ²	0.69 m ²	0.8 m ²	1.0 m ²
Number of Sections	5	4	4	5	6	6	5
Number of Stays / Levels	3 x 2	4 x 2	4 x 3	4 x 3	4 x 3	4 x 3	4 x 3
Stay Radius	5.5 m	8 m	8 m	10 m and 8 m	13 m and 8 m	10 m and 8 m	10 m and 8 m
Maximum Wind Speed	36 m/s (128 kph)	42 m/s (152 kph)	35.6 m/s (128 kph)	30 m/s (107 kph)	35.6 m/s (128 kph)	30 m/s (107 kph)	33 m/s (119 kph)
Max Headload *	12 kg	30 kg	50 kg	50 kg	20 kg	25 kg	35 kg
Headload Attachment	Ø50 x 75	Ø 50 x 75	Ø50 x 75	Ø 50 x 75	Ø 50 x 75	Ø50 x 75	Ø 50 x 75
Mast Weight	19 kg	36 kg	45 kg	49 kg	50 kg	62 kg	59 kg
Accessories Weight	19 kg	33 kg	45 kg	38 kg	40 kg	45 kg	42 kg

* Typical values shown. Actual values will be subject to a combination of top load weight, top load area and pointing accuracy required.

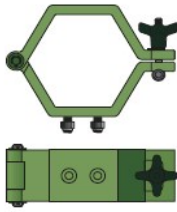


The hexagonal sections move inside each other on plastic guideways which provide the masts with excellent stability and torsional resistance.

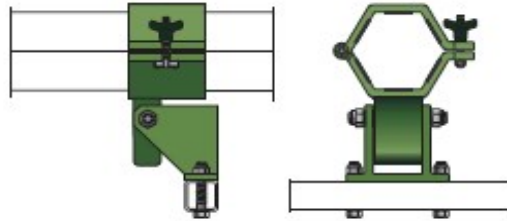


Options – Vehicle and Shelter Mounting Brackets

Comrod has a wide range of brackets for mounting lightweight series aluminium masts onto vehicles, shelters and buildings. Please contact Eylex to discuss your specific requirement.



Fixed brackets



Hinged brackets



Top Load Accessories and Ancillaries


Comrod has a wide range of top load accessories to compliment the lightweight series aluminium masts. Accessories are available such as antennas directioners, rotators, tilters, dual rotator/tilters, extension tubes. Please contact Eylex to discuss your specific requirement.



Directioners



Tilters



Rotators



Mounting Bars



Headload
Adaptors

April 2020

All specifications are subject to change without notice
The information contained herein is for reference only and does not constitute a warranty of performance

Partnered Supplier



sales@eylex.com.au
www.eylex.com.au

